



CURRICULUM FEEDBACK ANALYSIS (2023-2024)

Students Feedback

A random sample of 111 students was selected from all the departments for the survey. Student's opinion on various objectives are measured in a four point scale.(Very Good, Good, Satisfactory, Unsatisfactory)

The data collected from the students through google form and analyzed. The conclusions are given below:

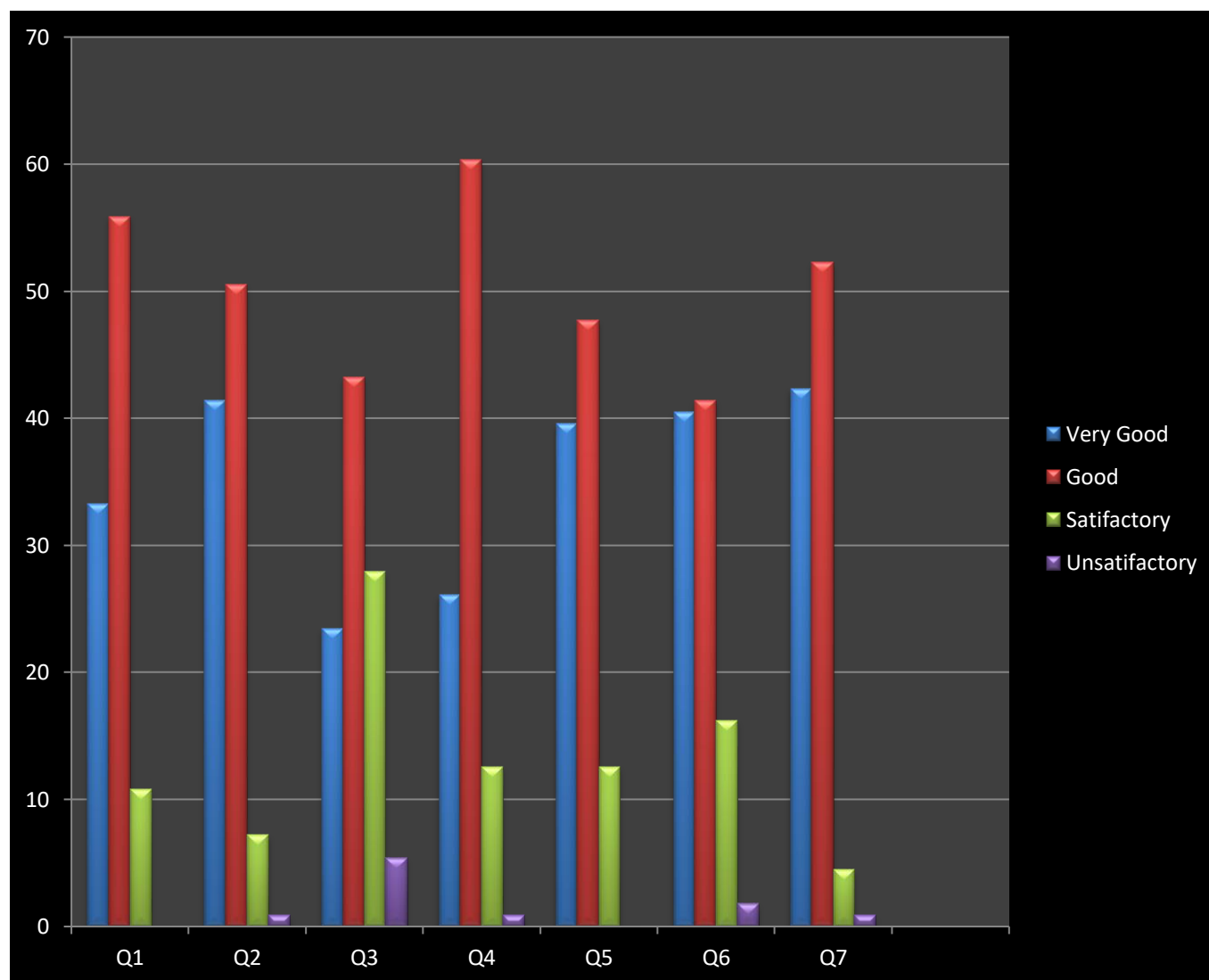
https://docs.google.com/forms/d/e/1FAIpQLSdHHdMPscjgRv1MyEZDMEIEUuOierWN7pQDdzpiFJK7O8RCNg/viewform?usp=sf_link

Curriculum Evaluation by Students

Sl. No.	Questions	Responses in percentage			
		Very Good	Good	Satisfactory	Unsatisfactory
1	Depth of the course content	33.3%	55.9%	10.8%	0%
2	Extend of coverage of course	41.4%	50.5%	7.2%	0.9%
3	Relevance of the topic with real life situations	23.4%	43.2%	27.9%	5.4%

4	Learning value(knowledge, concepts, skills, abilities etc)	26.1%	60.4%	12.6%	0.9%
5	Clarity and relevance of reading material	39.6%	47.7%	12.6%	0%
6	Relevance of additional source materials(Library)	40.5%	41.4%	16.2%	1.8%
7	Overall rating	42.3%	52.3%	4.5%	0.9%

Curriculum Evaluation by Students



Teacher's feedback on curriculum

The questionnaire used for Teacher's feedback

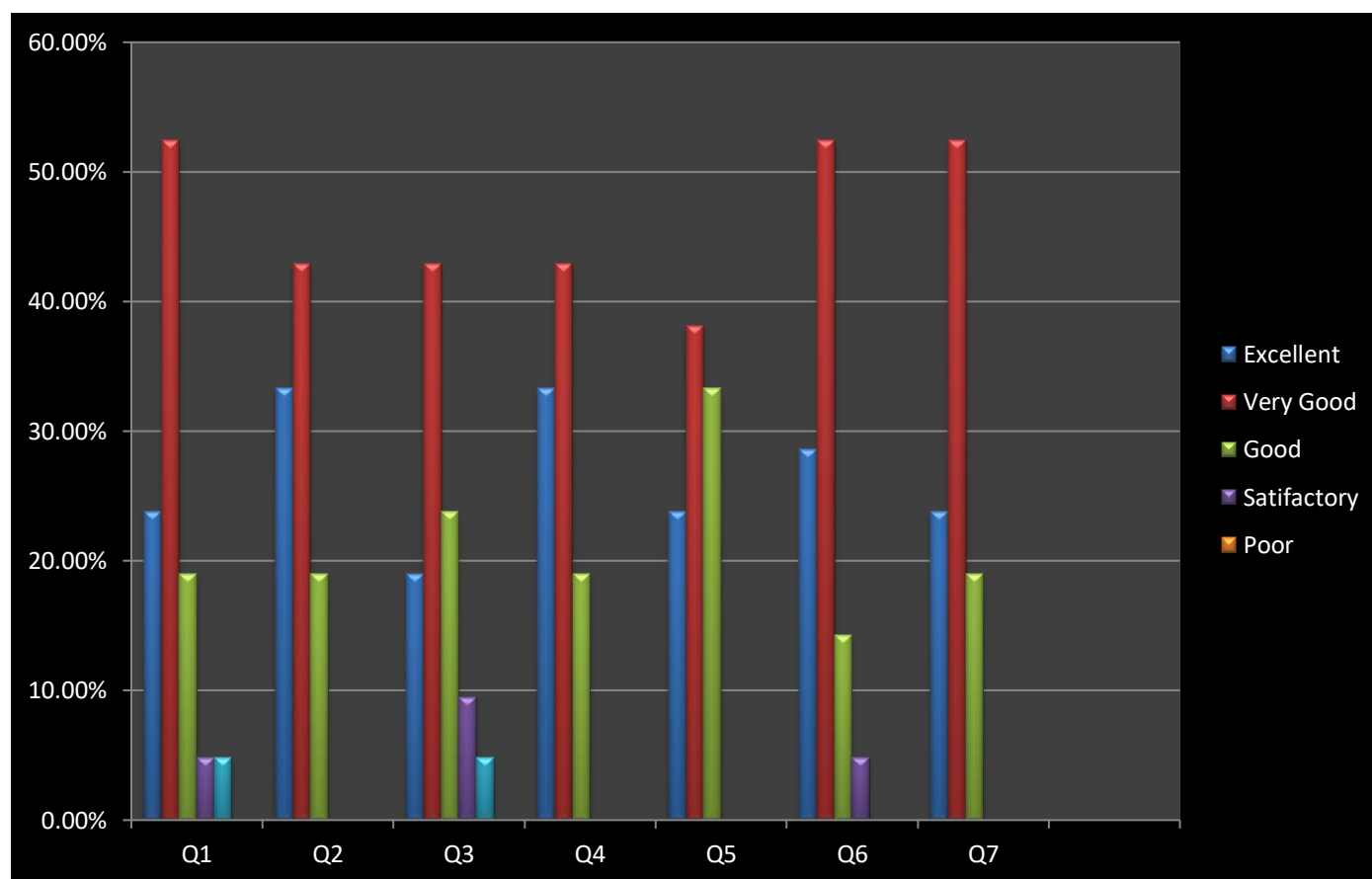
SL. No.	Questions
1	The curriculum is as per the need of students
2	The contents of the course have been presented from simple to complex form.
3	The curriculum provides opportunity for the conducting research and project related activities
4	The contents of the course are in conformity with the learning outcomes.
5	The curriculum is balanced with regard to the theoretical and practical knowledge.
6	Pedagogy proposed in the curriculum matches the contents
7	The contents of the curriculum are in tune with the UGC-NET/CSIR examinations.
8	The curriculum has the potencial in developing the habit of self learning among the students.
9	The curriculum development procedure needs improvement.
10	The learning outcomes of the curriculum are of global standard.
11	The curriculum has focus on skill development
12	The opinion of the faculty members are taken in to account during curriculum revision.
13	The presence of student representative in the curriculum has no value
14	Evaluation of the course is appropriate to discriminate the students

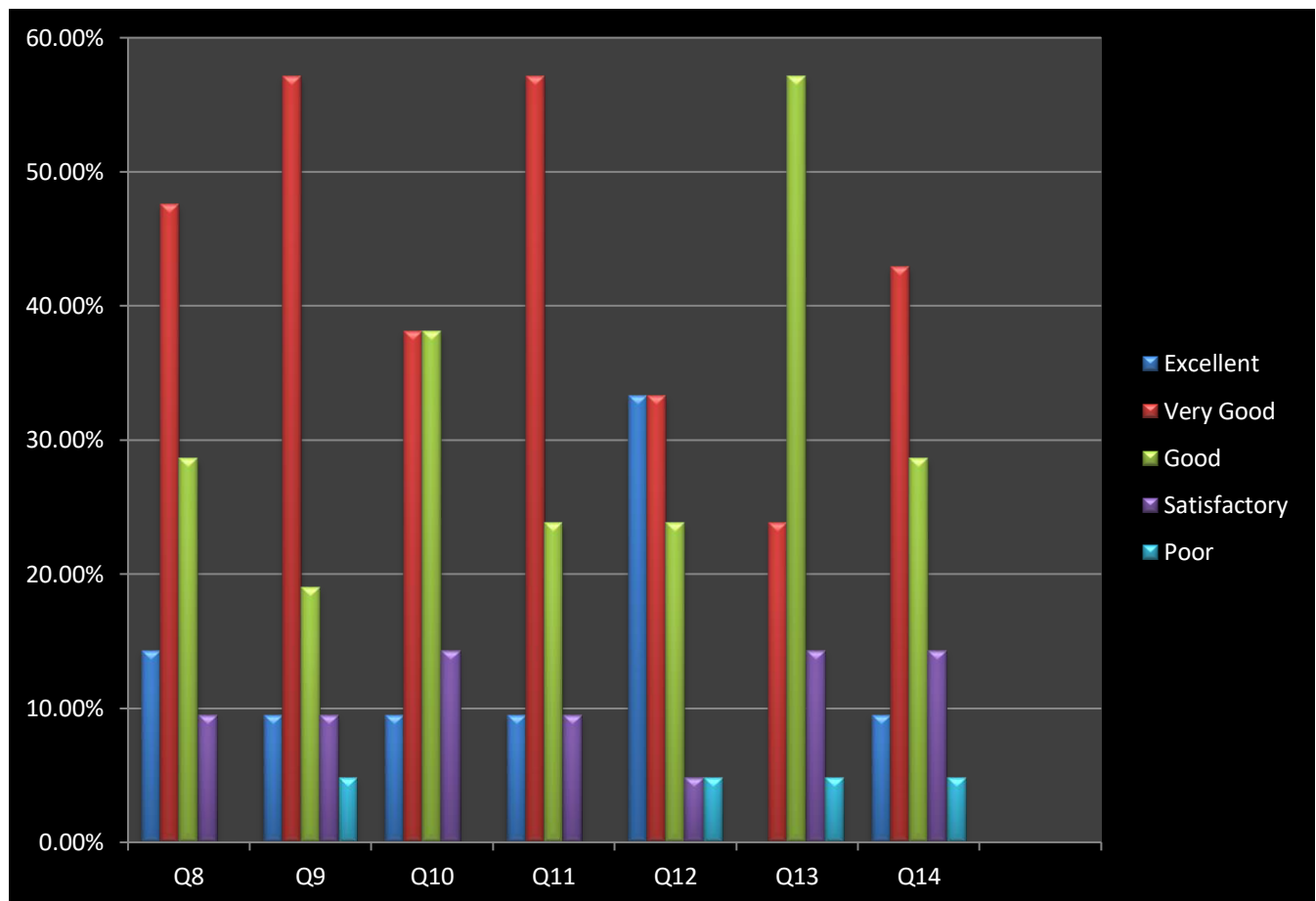
Curriculum Evaluation by Teachers

Report

Sl. No.	Questions	Responses in percentage				
		Excellent	Very Good	Good	Satisfactory	Poor
1	The curriculum is as per the need of students	23.8%	52.4%	19%	4.8%	0%
2	The contents of the course have been presented from simple to complex form.	33.3%	42.9%	19%	0%	4.8%
3	The curriculum provides opportunity for the conducting research and project related activities	19%	42.9%	23.8%	9.5%	4.8%
4	The contents of the course are in conformity with the learning outcomes.	33.3%	42.9%	19%	0%	4.8%
5	The curriculum is balanced with regard to the theoretical and practical knowledge.	23.8%	38.1%	33.3%	0%	4.8%
6	Pedagogy proposed in the curriculum matches the contents	28.6%	52.4%	14.3%	4.8%	0%

7	The contents of the curriculum are in tune with the UGC-NET/CSIR examinations.	23.8%	52.4%	19%	0%	4.8%
8	The curriculum has the potencial in developing the habit of self learning among the students.	14.3%	47.6%	28.6%	9.5%	0%
9	The curriculum development procedure needs improvement.	9.5%	57.1%	19%	9.5%	4.8%
10	The learning outcomes of the curriculum are of global standard.	9.5%	38.1%	38.1%	14.3%	0%
11	The curriculum has focus on skill development	9.5%	57.1%	23.8%	9.5%	0%
12	The opinion of the faculty members are taken in to account during curriculum revision.	33.3%	33.3%	23.8%	4.8%	4.8%
13	The presence of student representative in the curriculum has no value	0%	23.8%	57.1%	14.3%	4.8%
14	Evaluation of the course is appropriate to discriminate the students	9.5%	42.9%	28.6%	14.3%	4.8%

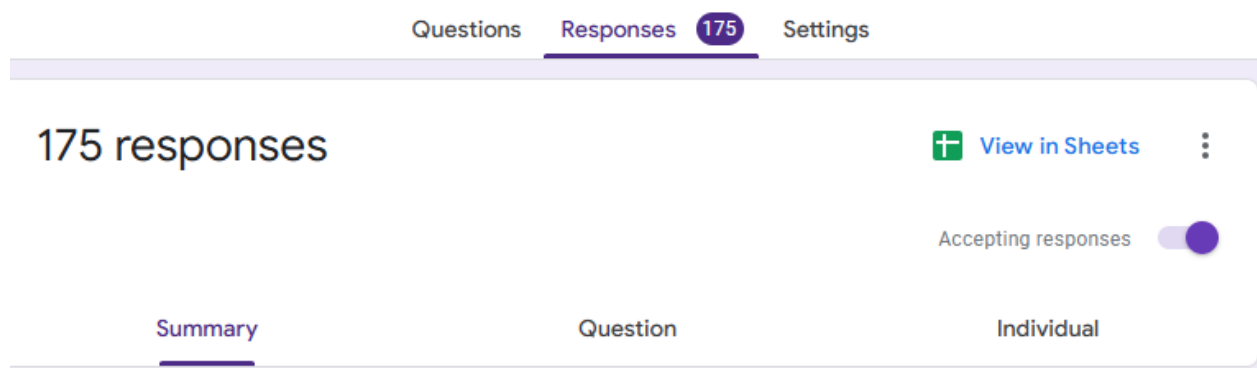




Alumni's feedback on curriculum

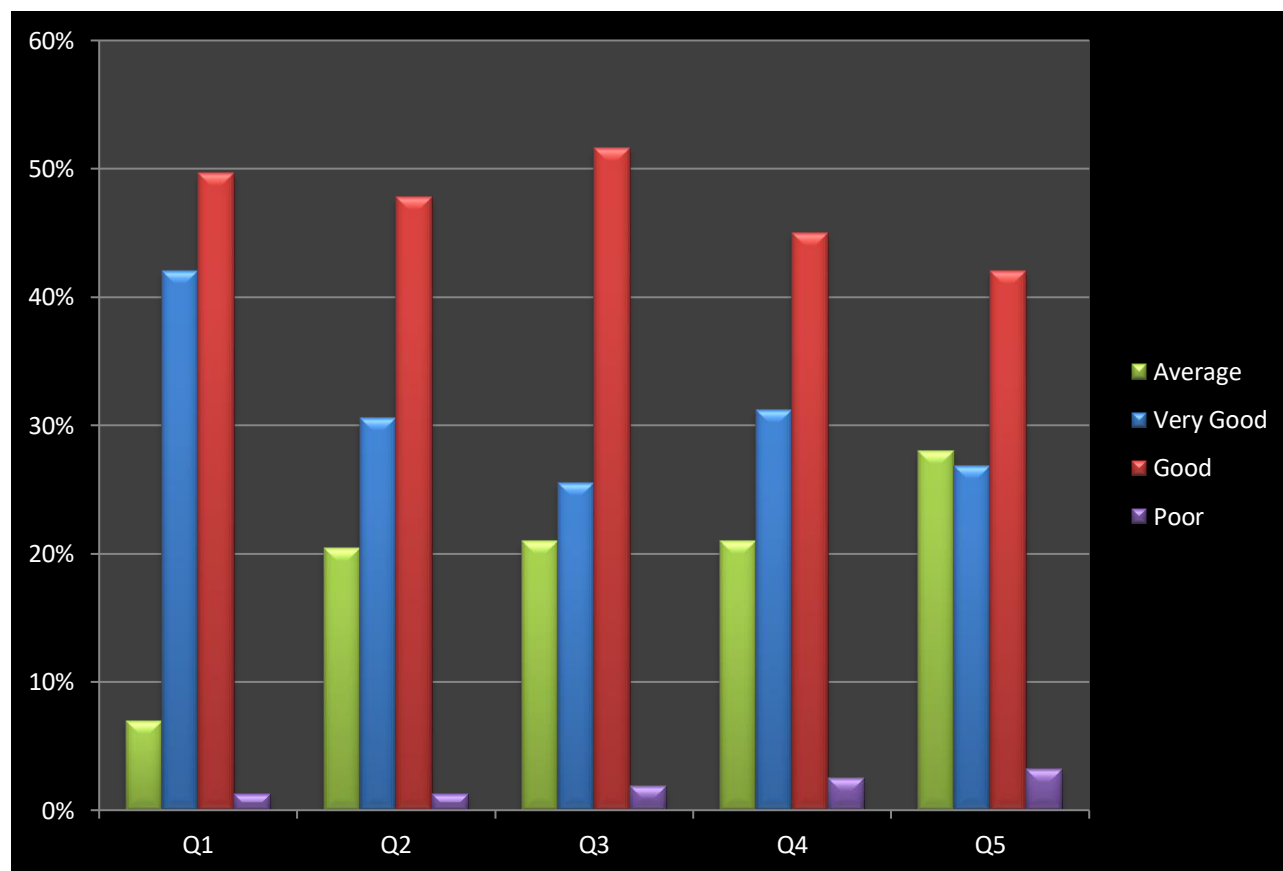
In this survey there are 175 alumni's responded from all the departments and their opinion on various objectives are measured in a four point scale.(Very Good, Good, Average, Poor)

The data collected through Google form are analyzed and the conclusions are given below.



Curriculum Evaluation by Alumni

Sl. No.	Questions	Very Good	Good	Average	Poor
Q1	The value imparted through the curriculum have helped you in your walks of life?	42%	49.7%	7%	1.3%
Q2	Rate the efficiency of the syllabus content in enabling you to face other aspects of life.	30.6%	47.8%	20.4%	1.3%
Q3	Rate the skills acquired from the curriculum for practical exposure in life.	25.5%	51.6%	21%	1.9%
Q4	Relevance of the curriculum in relation to your current professional standards.	31.2%	45%	21%	2.5%
Q5	Curriculum enhances various co-curricular activities -sports and arts meets at university levels.	26.8%	42%	28%	3.2%

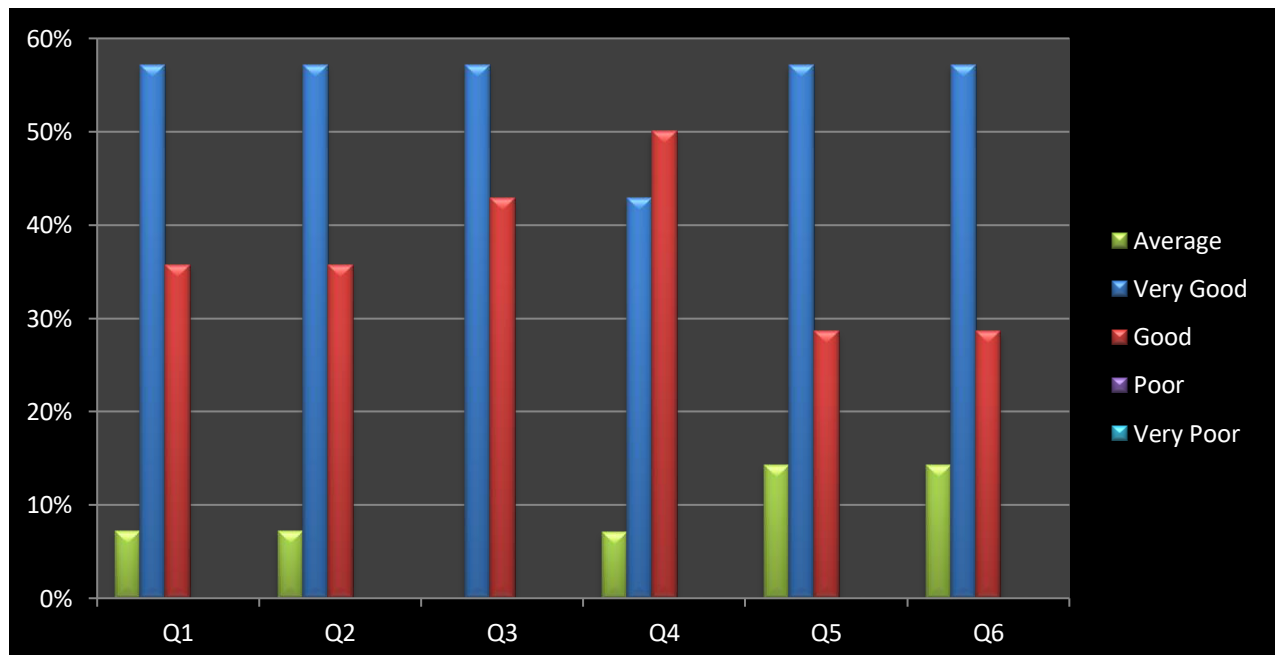


Employer Feedback

In this survey there are 14 Employer's responded and their opinion on various objectives are measured in a five point scale.

The data collected through Google form are analyzed and the conclusions are given below.

Sl. No.	Questions	Very Good	Good	Average	Poor	Very Poor
Q1	How satisfied are you with the overall performance of the institution's graduate in your organization?	57.1%	35.7%	7.2%	0%	0%
Q2	How well do the skills and knowledge of graduate align with the demands of the industry?	57.1%	35.7%	7.2%	0%	0%
Q3	In your opinion, how well-prepared are the graduate for the challenges in the workplace?	57.1%	42.9%	0%	0%	0%
Q4	How would you rate the communication skills of the institution's graduate.	42.9%	50%	7.1%	0%	0%
Q5	To what extent do the graduate demonstrate critical thinking and problem-solving abilities?	57.1%	28.6%	14.3%	0%	0%
Q6	How would you rate the communication skills of the institution's graduate?	57.1%	28.6%	14.3%	0%	0%



Feedback Report

Using questionnaire, data related to curriculum evaluation by Students, Teachers and alumni could be collected and it was designed in such a way that relevant points in alumni's feedback like the relevance and use of the curriculum in their walks of life in future, the efficiency of the syllabus content in enabling them to face challenging aspects of life, the range of skills acquired from the curriculum and its use in practical life, the relevance of the curriculum in their professional life requirements and how curriculum enhances the different co-curricular activities etc. could be assessed. The range of responses included 'Very Good', 'Good', 'Average' and 'Poor'. The majority of responses belonged to the category of 'Very Good' and 'Good' which point to the qualitative excellence of the syllabus and curriculum.

Teachers feedback on curriculum syllabus is collected using extensive questionnaire that aim to assess the needs of students, the sequence of contents from simple to complex, whether it provides opportunity for conducting research and project related activities, its conformity with expected learning outcomes, its potential in developing self learning, its relationship with global standard etc. The data collected from faculty members provide a lot of insights about these different aspects of the syllabus and curriculum. The range of responses included 'Excellent', 'Very Good', 'Good', 'Satisfactory' and 'poor'. The majority of the responses belong to the higher end, that is, 'Very Good' and 'Good', which indicate the relative quality and relevance of the syllabus and curriculum.

More details are represented in the above tabular column from which precise details of the feedback could be understood.

Action taken Report on feedback

At Mahatma Gandhi College, feedback system is positively utilized for enhancing the respective Syllabi and Curricula of under Graduate and Post Graduate programmes. Its Academic implementations, the process of collecting feedback and the analysis of data enable the Faculty and representatives in the Board of Studies, the Syndicate and Senate introduce relevant suggestions in meetings and to advise the other members to include suitable changes in the Syllabi and Curricula and its mode of operation with regard to the scheme of Academic sessions and the nature of evaluation.

With regard to the restructuring of the existing Syllabi and Curricula, the faculty members who are represented in the board of studies consider the views of students as marked in the feedback and relevant changes and modifications are included in the new Syllabi and Curricula. Also, feedback collected from the Students, Teachers and Alumni's are consolidated and communicated the different departments and its faculty members. As part of the department level meetings the feedback is discussed and suitable modifications are adopted for the greater satisfaction of all stakeholders. Positive suggestions and modifications are put into practice during the succeeding Academic semesters.

At present a faculty member is representing in the Syndicate of Kannur University. Also a Faculty member is the FYUGP (Four Year Under Graduate Programme) Coordinator of Kannur University. This enables the college to take steps to introduce relevant changes as recorded in the feedback which is communicated to the university during the meetings of senate and the syndicate.

Thus it is obvious that the system of collecting feedback helps to amplify the quality and content of the Syllabi and Curricula for the constructive formation of Syllabi and Curricula and its effective transactions, the faculty members get new ideas and suggestions by analyzing the data from the feedback system adopted in our college.